

Economic Impact of Wind and Solar Energy in Illinois and the Potential Impacts of Path to 100 Legislation

PATH TO 100 ACT
EXPANDED ILLINOIS RENEWABLE
PORTFOLIO STANDARD REQUIREMENT:

40%
BY 2030

OUTPUT

\$8.27B

in increased total output
during construction

\$571M

per year in increased total
output during operations

JOB CREATION

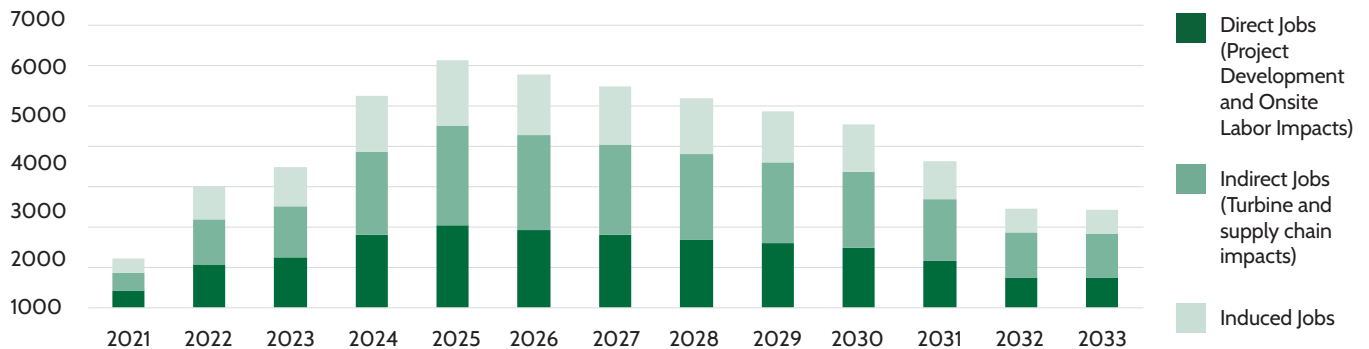


53,298 jobs created or supported
during construction periods

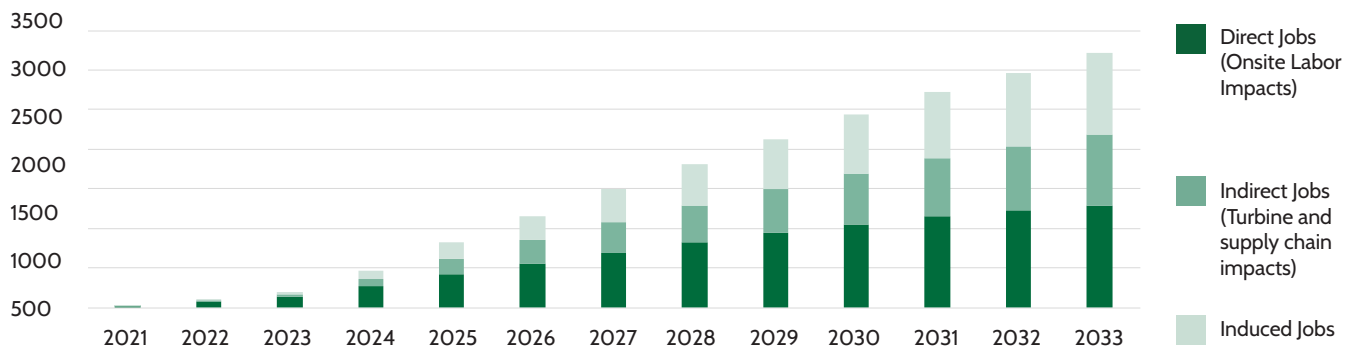


3,215 jobs created or supported
annually during operations

JOB GROWTH DURING CONSTRUCTION PERIODS



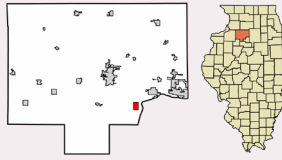
JOB GROWTH DURING OPERATIONS



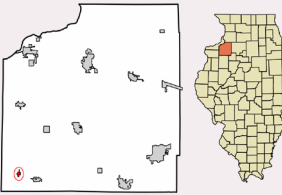
COUNTY COMPARISONS AND COMMUNITY BENEFITS

5 counties are now receiving more than \$20 million combined annually in property tax revenue

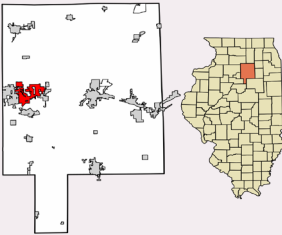
BUREAU COUNTY HAS RECEIVED \$21.5M TOTAL



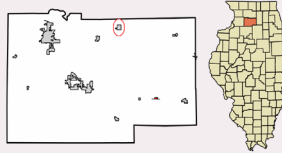
HENRY COUNTY HAS RECEIVED \$22.9M TOTAL



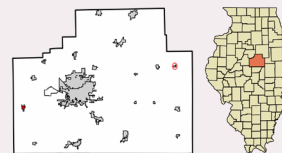
LASALLE COUNTY HAS RECEIVED \$30.4M TOTAL



LEE COUNTY HAS RECEIVED \$30.9M TOTAL



MCLEAN COUNTY HAS RECEIVED \$53M TOTAL



As of 2019

WIND AND SOLAR PROJECT PROPERTY TAXES

Over **\$306M** in total since 2003

Over **\$41.4M** in 2019 alone



Based on analysis of historical property tax records

PROJECTED UTILITY-SCALE WIND AND SOLAR PROPERTY TAXES

\$2.46B over the lifetime of the projects

PROPERTY TAXES FROM PROJECTED UTILITY-SCALE WIND AND SOLAR PROJECTS RESULTING FROM PATH TO 100 ACT

